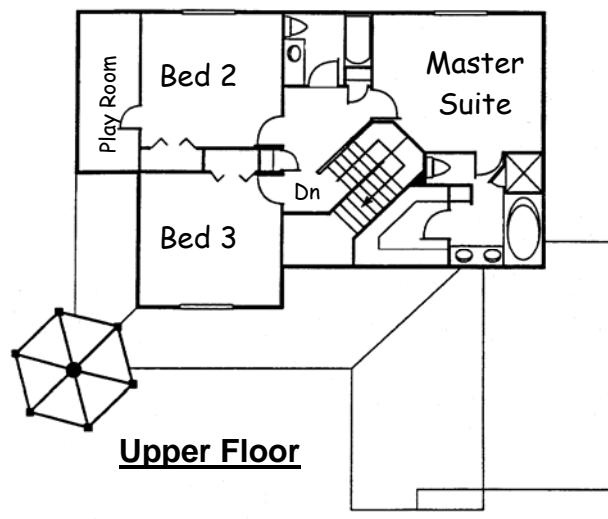
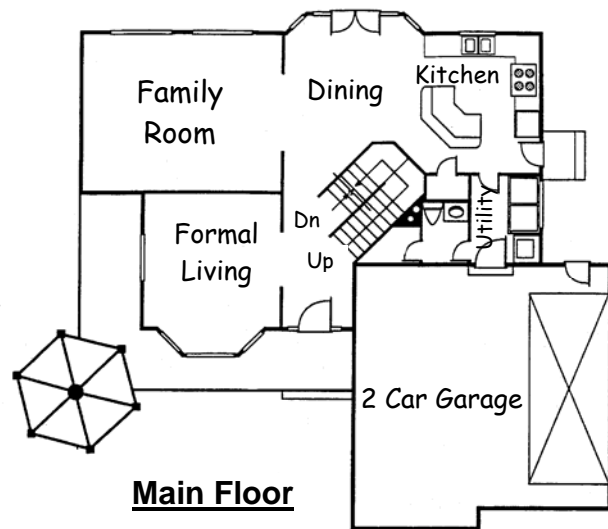



# THE WILLOW BAY

## Classic Two Stories

- Victorian styling
- Gazebo & Porch
- Compact, yet roomy and affordable

**Plan #114**  
**Main: 1,085 sq. ft**  
**Upper: 1,051 sq. ft**  
**Total: 2,136 sq. ft**  
**49' 6" x 47' 6"**  
**3 Bedrooms**  
**2-1/2 Baths**



**Todd Alder  
Construction**  
Phone: 435-283-8612  
Fax: 435-283-5672  
♦  
728 East 25 South  
Ephraim, UT 84627

